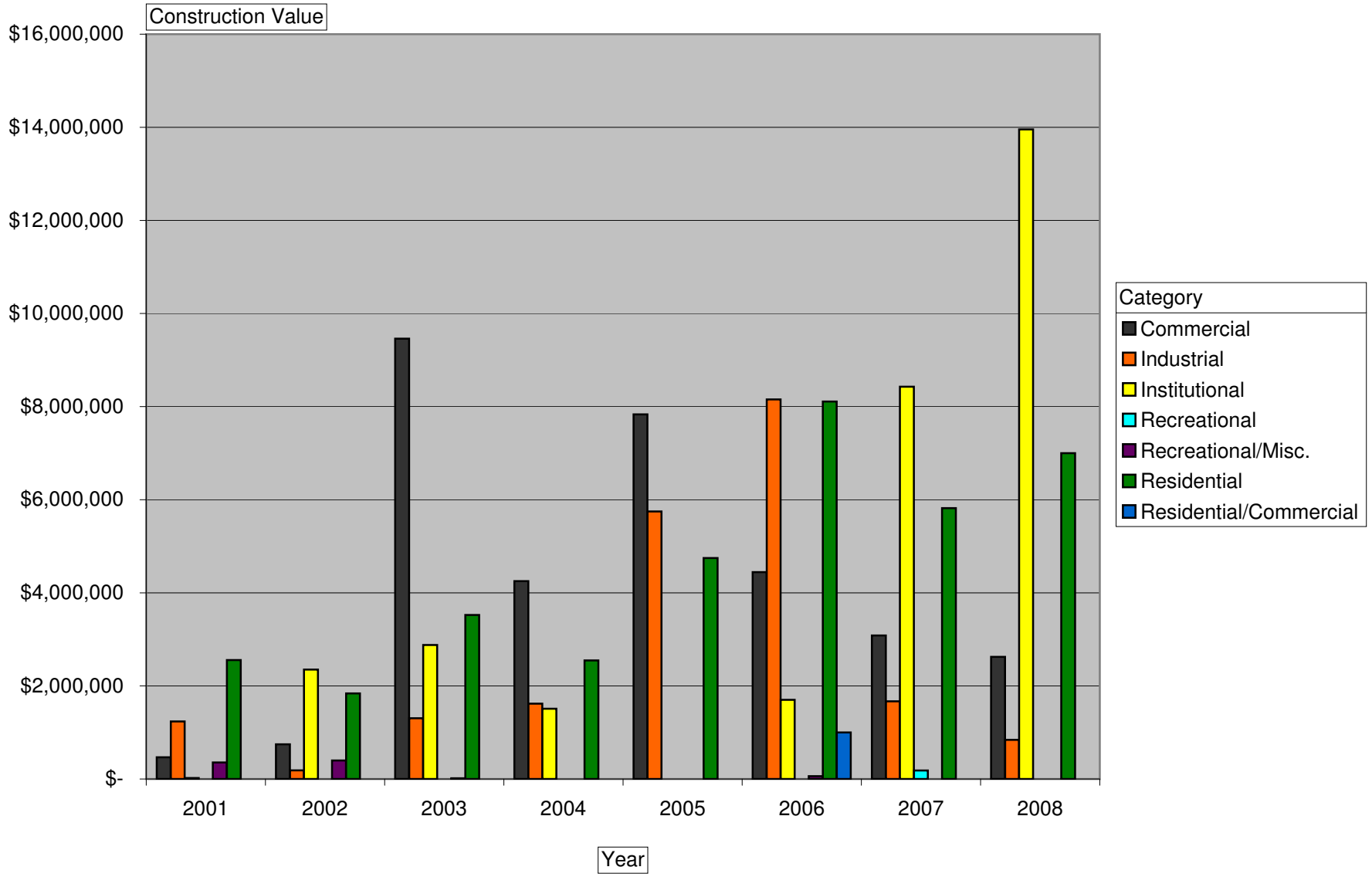


**TOWN OF DRUMHELLER  
BUILDING PERMITS  
2001 - 2008**



**TOWN OF DRUMHELLER  
BUILDING PERMIT STATISTICS  
2008**

Category	Data	Date												Grand Total
		Jan	Feb	Mar	Apr	May	Jun	Jul	Aug	Sep	Oct	Nov	Dec	
Commercial	Permits Issued	1		1	4	3	1	1		1		3		15
	Construction Value	\$5,000		\$98,000	\$169,700	\$1,570,000	\$182,000	\$360,000		\$50,000		\$190,000		\$2,624,700
Industrial	Permits Issued				1					2				3
	Construction Value				\$60,000					\$780,000				\$840,000
Institutional	Permits Issued	1	1	1		1	2				1			7
	Construction Value	\$145,000	\$25,000	\$160,000		\$35,000	\$220,000				\$13,369,425			\$13,954,425
Residential	Permits Issued		5	8	20	10	5	16	11	16	14	4	1	110
	Construction Value		\$606,700	\$136,732	\$882,334	\$2,402,195	\$96,000	\$982,550	\$196,700	\$1,317,800	\$368,500	\$98,200	\$10,000	\$7,097,711
Total Permits Issued		2	6	10	25	14	8	17	11	19	15	7	1	135
Total Construction Value		\$150,000	\$631,700	\$394,732	\$1,112,034	\$4,007,195	\$498,000	\$1,342,550	\$196,700	\$2,147,800	\$13,737,925	\$288,200	\$10,000	\$24,516,836

<b>Institutional</b>		<b>Commercial</b>		<b>Industrial</b>		<b>Residential</b>	
Christ the Redeemer School	\$13,369,425	Dinosaur Museum	\$1,370,000	Encana	\$600,000	Affordable Housing -20 Unit Complex	\$2,256,795
Riverside Clinic	\$145,000	R.A. Hamilton, Condo	\$360,000	Top Waste	\$180,000		

**TOWN OF DRUMHELLER  
BUILDING PERMIT STATISTICS  
2001 - 2008**

		Year								
Category	Data	2001	2002	2003	2004	2005	2006	2007	2008	Grand Total
Commercial	Permits Issued	11	19	18	13	8	9	17	15	110
	Construction Value	\$467,900	\$745,613	\$9,458,601	\$4,250,475	\$7,833,349	\$4,444,300	\$3,083,289	\$2,624,700	\$32,908,227
Industrial	Permits Issued	10	5	5	11	26	13	6	3	79
	Construction Value	\$1,236,844	\$185,000	\$1,305,000	\$1,618,105	\$5,747,100	\$8,155,170	\$1,670,200	\$840,000	\$20,757,419
Institutional	Permits Issued	1	2	3	6	1	1	3	7	24
	Construction Value	\$20,000	\$2,351,000	\$2,880,000	\$1,510,819	\$1,000	\$1,700,000	\$8,428,464	\$13,954,425	\$30,845,708
Recreational	Permits Issued							2		2
	Construction Value							\$184,000		\$184,000
Recreational/Misc.	Permits Issued	3	1	2	0	0	4			10
	Construction Value	\$355,000	\$397,000	\$16,500	\$0	\$0	\$62,000			\$830,500
Residential	Permits Issued	87	59	76	70	105	135	97	110	739
	Construction Value	\$2,555,821	\$1,839,108	\$3,524,633	\$2,547,100	\$4,747,189	\$8,107,598	\$5,817,650	\$7,097,711	\$36,236,810
Residential/Commercial	Permits Issued						1			1
	Construction Value						\$1,000,000			\$1,000,000
<b>Total Permits Issued</b>		<b>112</b>	<b>86</b>	<b>104</b>	<b>100</b>	<b>140</b>	<b>163</b>	<b>125</b>	<b>135</b>	<b>965</b>
<b>Total Construction Value</b>		<b>\$4,635,565</b>	<b>\$5,517,721</b>	<b>\$17,184,734</b>	<b>\$9,926,499</b>	<b>\$18,328,638</b>	<b>\$23,469,068</b>	<b>\$19,183,603</b>	<b>\$24,516,836</b>	<b>\$122,762,664</b>

**Town of Drumheller  
Building Permit Statistics  
1993 - 2008**

**Residential**

**1993 - 1998**

Year	New Starts	No. Of Permits	Renovations Additions	No. Of Permits	Accessory Buildings	No. Of Permits	Total Permit Values	Total Permits Issued
1993	\$1,289,290	13	\$324,538	88	\$137,366	17	\$1,751,194	118
1994	\$1,572,100	16	\$237,200	48	\$124,800	20	\$1,934,100	84
1995	\$2,651,000	23	\$307,140	36	\$163,000	20	\$3,121,140	79
1996	\$1,707,000	17	\$217,000	15	\$145,000	17	\$2,069,000	49
1997	\$2,142,800	26	\$147,200	17	\$120,000	17	\$2,410,000	60
1998	\$988,000	10	\$208,565	20	\$80,200	19	\$1,276,765	49

**1999 - 2008**

Year	Single Family Dwellings	Multi-Housing Units	Mobile Home Placements	Relocated/ Modular Manufactured	Accessory Buildings	Renovations/ Additions	Demolitions	Fireplaces/ Woodburning Stoves Misc.	Total Permit Values	Total Permits Issued
1999	22	1		6	18	27	11	1	\$4,578,000	86
2000	20	0		14	16	24	1	3	\$2,724,749	78
2001	15	0		9	16	36	4	7	\$2,555,821	87
2002	14	0		7	16	16	4	2	\$1,839,108	59
2003	18	2 (6 units)	1	3	18	18	11	5	\$3,524,633	76
2004	12	1	3	1	16	14	10	13	\$2,227,000	70
2005	27	3	12	4	23	24	6	6	\$4,747,189	105
2006	40	2	19	9	26	27	9	3	\$8,107,598	135
2007	21	1	19	8	13	22	11	2	\$5,817,650	97
<b>2008</b>	<b>17</b>	<b>1 (20 units)</b>	<b>7</b>	<b>1</b>	<b>29</b>	<b>42</b>	<b>10</b>	<b>3</b>	<b>\$7,097,711</b>	<b>110</b>

**Town of Drumheller  
Building Permit Statistics  
1993 - 2008**

**Commercial**

**1993 - 1998**

Year	New Starts	No. Of Permits	Renovations Additions	No. Of Permits	Accessory Buildings	No. Of Permits	Total Permit Values	Total Permits Issued
1993	\$162,000	3	\$493,800	20	-	0	\$655,800	23
1994	\$295,000	3	\$383,000	13	-	0	\$678,000	16
1995	\$2,679,000	6	\$655,300	14	-	0	\$3,334,300	20
1996	\$3,577,600	7	\$722,500	21	-	0	\$4,300,100	28
1997	\$575,000	2	\$334,000	6	-	0	\$909,000	8
1998	\$440,000	5	\$712,500	10	-	0	\$1,152,500	15

**1999 - 2008**

Year	New Construction	Foundations/ Relocated Structures	Accessory Buildings	Renovations/ Additions	Demolitions	Fireplaces/ Woodburning Stoves / Misc.	Total Permit Values	Total Permits Issued
1999	3	2	0	10	0	0	\$3,137,200	15
2000	5	0	0	6	0	0	\$762,734	11
2001	1	0	2	6	0	2	\$467,900	11
2002	2	4	1	11	1	0	\$745,613	19
2003	2	2	0	11	3	0	\$9,458,601	18
2004	2	1	0	8	2	0	\$4,250,475	13
2005	3	1	0	4	0	0	\$7,833,349	8
2006	3	1	0	4	1	0	\$4,444,300	9
2007	2	2	2	9	1	1	\$3,083,289	17
<b>2008</b>	<b>2</b>	<b>0</b>	<b>0</b>	<b>11</b>	<b>2</b>	<b>0</b>	<b>\$2,624,700</b>	<b>15</b>

**Town of Drumheller  
Building Permit Statistics  
1993 - 2008**

**Industrial**

**1993 - 1998**

Year	New Starts	No. Of Permits	Renovations Additions	No. Of Permits	Accessory Buildings	No. Of Permits	Total Permit Values	Total Permits Issued
1993	\$140,000	1	\$51,500	1	-	0	\$191,500	2
1994	\$500,000	1	\$350,000	0	-	0	\$850,000	1
1995	\$200,000	1	\$3,500	1	-	0	\$203,500	2
1996	\$365,000	3	\$399,000	2	-	0	\$764,000	5
1997	\$150,000	1	\$35,000	3	-	0	\$185,000	4
1998	\$0	0	\$110,300	1	\$7,000	3	\$117,300	4

**1999 - 2008**

Year	New Construction	Foundations/ Relocated Structures	Accessory Buildings	Renovations/ Additions	Demolitions	Fireplaces/ Woodburning Stoves Misc.	Total Permit Values	Total Permits Issued
1999	1	2	0	2	1	0	\$343,778	6
2000	3	0	0	0	0	0	\$704,000	3
2001	3	0	1	5	1	0	\$1,236,844	10
2002	0	2	1	1	0	1	\$185,000	5
2003	0	2	1	1	0	1	\$1,305,000	5
2004	4	1	0	6	0	0	\$1,618,105	11
2005	13	0	1	1	0	11	\$5,747,100	26
2006	10	1	0	2	0	0	\$8,155,170	13
2007	2	0	0	4	0	0	\$1,670,200	6
<b>2008</b>	<b>1</b>	<b>0</b>	<b>1</b>	<b>1</b>	<b>0</b>	<b>0</b>	<b>\$840,000</b>	<b>3</b>

**Town of Drumheller  
Building Statistics 1993 - 2008**

**Institutional**

**Institutional: 1993 - 1998**

Year	New Starts	No. Of Permits	Renovations Additions	No. Of Permits	Accessory Buildings	No. Of Permits	Total Permit Values	Total Permits Issued
1993	-	0	\$559,000	1	-	0	\$559,000	1
1994	-	0	-	0	-	0	-	0
1995	\$330,000	1	\$60,000	1	-	0	\$390,000	2
1996	-	0	-	0	-	0	-	0
1997	-	0	-	0	-	0	-	0
1998	\$5,000	1	\$1,153,000	3	-	0	\$1,158,000	4

**Institutional: 1999 - 2008**

Year	New Construction	Foundations/ Relocated Structures	Accessory Buildings	Renovations/ Additions	Demolitions	Fireplaces/ Woodburning Stoves Misc.	Total Permit Values	Total Permits Issued
1999	1	0	2	4	0	0	\$28,595,584	7
2000	1	0	0	1	0	0	\$1,006,500	2
2001	0	0	0	1	0	0	\$20,000	1
2002	1	1	0	0	0	0	\$2,351,000	2
2003	0	1	0	2	0	0	\$2,880,000	3
2004	0	1	1	3	1	0	\$1,510,819	6
2005	0	0	0	1	0	0	\$1,000	1
2006	0	0	0	1	0	0	\$1,700,000	1
2007	2	0	0	1	0	0	\$8,428,464	3
2008	2	0	1	4	0	0	\$13,954,425	7

Note: Institutional figures are comprised from development on properties such as schools, hospitals, the penitentiary, museum and churches. These properties are basically either tax exempt or grants-in-lieu

1999	New Hospital	\$28,000,000
	Renovations St. Anthony's School	\$240,000
	Church Addition	\$120,000
	Golden Hills School Division-Kaleidoscope	\$200,000

2000	Canadian Badlands Passion Play - Jerusalem Wall	\$1,000,000
	Church Renovation	\$6,500

2001	Kaleidoscope Catwalk	
------	----------------------	--

2002	Learning Centre	\$2,305,000
	Senior's Villa	\$46,000

2003	Catholic School	\$80,000
	Greentree School	\$300,000
	Drumheller & District Seniors Foundation	\$2,500,000

2004	Golden Hills School Div.	\$ 886,950
	Hospital Renovations	\$ 473,869
	Catholic School	\$ 150,000

2005	St. Anthony's Parish	\$ 1,000
------	----------------------	----------

2006	Church of Latter Day Saints	\$ 1,700,000
------	-----------------------------	--------------

2007	Drum. & District Seniors Foundation	\$ 7,868,464
	Turrel Museum Washroom Facility	\$550,000

2008	Catholic School	\$ 13,369,425.00
------	-----------------	------------------

**Town of Drumheller  
Building Statistics 1999 - 2008**

**Recreational**

**1999 - 2008**

Year	New Construction	Foundations/ Relocated Structures	Accessory Buildings	Renovations/ Additions	Demolitions	Fireplaces/ Woodburning Stoves Misc.	Total Permit Values	Total Permits Issued
1999	1	0	0	1	0	0	\$ 909,000	2
2000	0	0	0	1	0	0	\$ 513,000	1
2001	1	0	0	2	0	0	\$ 355,000	3
2002	0	0	0	1	0	0	\$ 397,000	1
2003	0	0	1	1	0	0	\$ 16,500	2
2004	0	0	0	0	0	0	\$ -	0
2005	0	0	0	0	0	0	\$ -	0
2006	1	0	1	1	1	0	\$ 62,000	4
2007	0	0	2	0	0	0	\$ 184,000	2
2008	0	0	0	0	0	0	\$ -	0

1999	Chamber - Dinosaur		\$	900,000	2006	Rosedale Skating Shack	\$	15,000
						Washroom Facility - Yavis Campground	\$	42,000
						Wayne Community Hall - Deck Addition	\$	5,000

2000	Town of Drumheller - Phase 1 Arena Upgrade		\$	513,000	2007	Hoo Doo RV Campground & Resort	\$	64,000
						Dinosaur Campground	\$	120,000

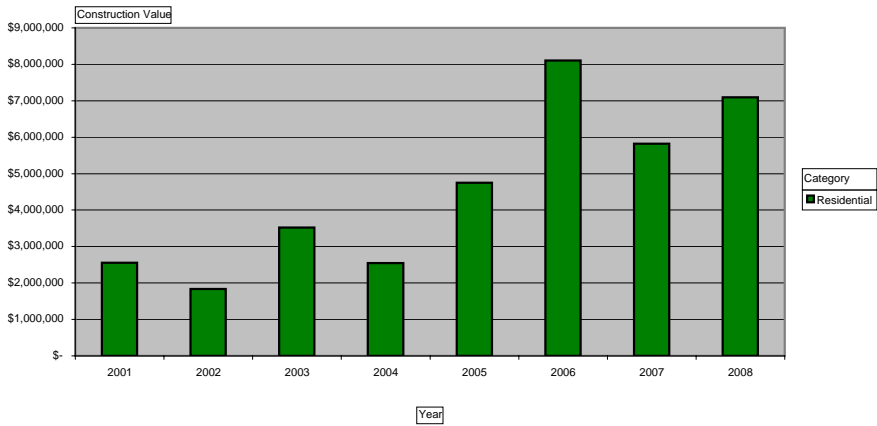
2001	Canadian Badlands Passion Play - Jerusalem Wall		\$	200,000
	Town of Drumheller - Phase II Arena Upgrade		\$	140,000

2002	Town of Drumheller - Aquaplex Renovations		\$	397,000
------	---	--	----	---------

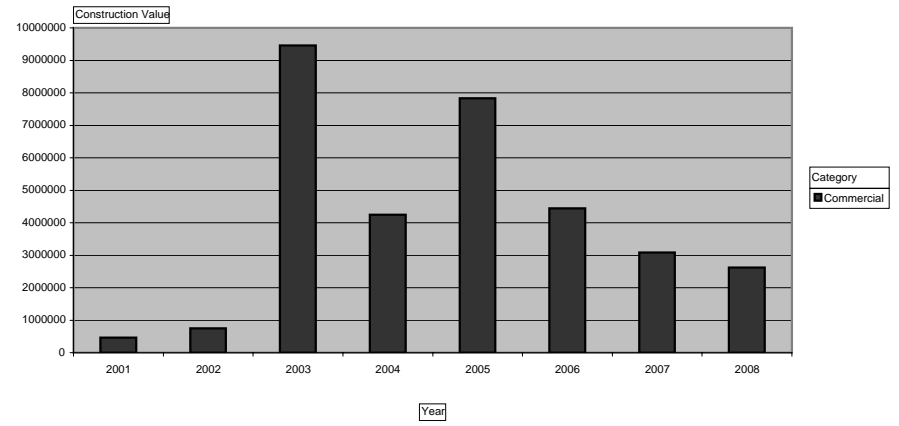
2003	Dinosaur Trail Golf & Country Club (Concession/Washroom)		\$	12,500
	Dinosaur Trail Golf & Country Club (Bridge)		\$	4,000

## TOWN OF DRUMHELLER BUILDING PERMIT HISTORY 2001 - 2008

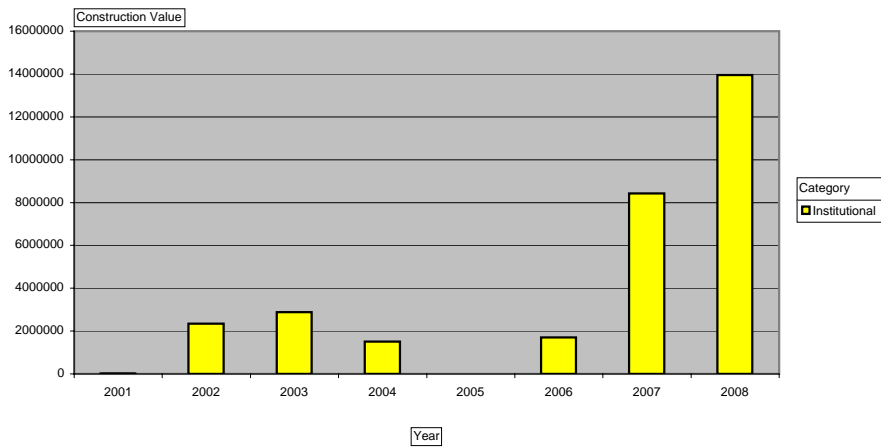
Residential



Commercial



Institutional



Industrial

